

ARTICLE

Genetic population structure of the toxigenic dinoflagellate *Alexandrium catenella* in the Patagonian Fjords System, southern Chile

Estructura genética poblacional del dinoflagelado toxigénico *Alexandrium catenella* en el Sistema de Fjords Patagónicos, sur de Chile

Javier Paredes-Mella^{1,2,3*} and Daniel Varela^{3,4}

¹Centro de Estudios de Algas Nocivas (CREAN), Instituto de Fomento Pesquero (IFOP), Padre Harter 574, Puerto Montt 5501679, Chile

²Programa de Doctorado en Biología y Ecología Aplicada, Departamento de Biología Marina, Facultad de Ciencias del Mar, Universidad Católica del Norte, Larrondo 1281, Coquimbo, Chile

³Centro i-mar, Universidad de Los Lagos, Casilla 557, Puerto Montt, Chile

⁴Centre for Biotechnology and Bioengineering, CeBiB, Chile

*Corresponding author: javier.paredes@ifop.cl

Resumen.- *Alexandrium catenella* es la principal especie que forma floraciones algales nocivas (FANs) en el sur de Chile. Desde su primer registro en 1972 en la región de Magallanes, esta especie aparentemente ha aumentado su rango de distribución desde el sur hacia el norte. En este estudio, se investiga la influencia de la expansión del rango de distribución en la diversidad y estructura genética de las poblaciones de *A. catenella*. Para ello se aislaron 33 clones de diferentes localidades a lo largo de la región de Magallanes y Aysén, los que se caracterizaron genéticamente con marcadores moleculares AFLPs (acrónimo inglés de Amplified Fragment Length Polymorphism). Los resultados mostraron un gradiente de diversidad genética latitudinal, siendo mayor en poblaciones del sur respecto a las del norte. La divergencia genética fue baja pero significativa entre poblaciones geográficamente cercanas y distantes. La diferenciación de la diversidad genética podría haberse generado por un efecto fundador, esperable en poblaciones de especies que han expandido su rango de distribución. Por otro lado, los bajos niveles de divergencias genéticas entre poblaciones distantes parecen evidenciar un alto flujo de genes a lo largo de la costa del Océano Pacífico, pero también parece mostrar una ruta de conectividad entre las poblaciones de Magallanes y Aysén (*i.e.*, que la dispersión de células vegetativas entre poblaciones de Magallanes y poblaciones internas de Aysén, ocurriría a través de la costa del Pacífico y Boca del Guafo). Finalmente, los altos valores de desequilibrio de ligamiento multilocus indicaron que la divergencia también pudo haber sido influenciada por la dinámica reproductiva de las células vegetativas.

Palabras clave: *Alexandrium catenella*, fjords Patagónicos, diversidad genética, estructura genética, dispersión

Abstract.- *Alexandrium catenella* is the main species that form harmful algae blooms (HABs) in southern Chile. Since its first record in 1972 in the Magallanes region this species apparently has increased its range distribution from south to north. In this study, we investigate the influence of the range expansions distribution on the *A. catenella* populations genetic diversity and structure. This was achieved by isolating 33 clones from different localities along the Magallanes and Aysén region which were genetically characterized with Amplified Fragment Length Polymorphism (AFLPs) molecular markers. Results showed a latitudinal genetic diversity gradient from the south to north populations. Inter-populations genetic divergences were low but significant between both geographically close and distant populations. Results indicated that the genetic diversity differentiation could be generated by a founder effect, which is expected in populations that have expanded their distribution range. On the other hand, low levels of genetic divergences between distant populations seems point out that high gene flow occurs along coast of the Pacific Ocean, but also, seems hints the connectivity route between the Magallanes and Aysén populations *i.e.*, the vegetative cells dispersion among populations, would occur through coastal Pacific coast and Boca del Guafo. Finally, the high values of multilocus linkage disequilibrium found between closer population of Aysén indicates that divergence could be influenced along with the reproductive dynamic of the vegetative cells.

Key word: *Alexandrium catenella*, Chilean Patagonia fjords system, genetic diversity, genetic structure, dispersion

INTRODUCTION

In southern Chile, *Alexandrium catenella* (Whedon and Kofoid) Balech is the main species forming harmful algae blooms (HABs), affecting ecosystems and human health (Varela *et al.* 2012, Paredes *et al.* 2019). This species has been monitored for the last four decades throughout the Patagonian fjords (Guzmán *et al.* 2002, Seguel *et al.* 2005, Alves-de-Souza *et al.* 2008, Mardones *et al.* 2010),

showing an apparent northward geographic expansion (Guzmán *et al.* 2002, Molinet *et al.* 2003, Mardones *et al.* 2010, Varela *et al.* 2012). The first report of *A. catenella* vegetative cells was in 1972, at the southern end of Chile (*ca.*, 53°S), Magallanes administrative region (Muñoz & Avaria 1997). Since then, *A. catenella* progressively increased its distribution range, reaching the northern boundary of the Magallanes region (*ca.*, 50°S) in 1981

(Guzmán *et al.* 2002). In 1992, an extensive monitoring revealed the presence of *A. catenella* in the Aysén region (*ca.*, 45°S), but the first bloom event in this area was registered in 1996 (Guzmán *et al.* 2002). Between 1996 and 2002, at least four blooms were recorded in the Aysén region which favored its northward expansion to the southern part of Los Lagos region (*ca.*, 42.16°S). Since then, the southern part of the Los Lagos region has experienced frequent bloom events (Guzmán *et al.* 2002, Molinet *et al.* 2003, Varela *et al.* 2012). In 2016, a severe bloom of *A. catenella* was widespread from northern Aysén region to the Inner Sea of Chiloé (*ca.*, 41.8°S), and surprisingly this bloom spread for the first time through open waters along the Pacific coast, extending the distribution to *ca.*, 39.7°S (Paredes *et al.* 2019). Similarly, an apparent expansion in the distribution range of *Alexandrium* species has been described along the Atlantic coast of South America (Persich *et al.* 2006) and in some zones of the northern hemisphere (Vila *et al.* 2001, Penna *et al.* 2005, Masseret *et al.* 2009, Anderson *et al.* 2012).

It is predictable that as a species expands its geographic range it could experience the founder effect, a process that can affect the population genetic diversity and promotes genetic differentiation between populations (Excoffier *et al.* 2009, Sexton *et al.* 2009). This is generated by the establishment of only a fraction of the migrants in the new area during an expansion event, moreover they may also suffer the effects of genetic drift (Excoffier *et al.* 2009, Sexton *et al.* 2009). Thus, if *A. catenella* has expanded its distribution through the Patagonian fjords system a northward genetic diversity gradient and population genetic divergence are expected.

Using molecular markers several studies investigated the influence of gene flow and genetic drift in the population genetic diversity and structure of HAB species, at geographical and temporal scales (*e.g.*, Nagai *et al.* 2007, Erdner *et al.* 2011). This approximation has been useful to know the potential dispersion of HAB species, the range expansions and colonization process (Tahvanainen *et al.* 2012, Leuret *et al.* 2013), intra-population structures (Alpermann *et al.* 2009), and populations dynamics within and between blooms (Leuret *et al.* 2012). In the case of *A. tamarensis* species complex, the genetics characterization of populations using microsatellites and AFLPs, revealed that the population divergence may be generated by demographic changes that occurred over time, in the populations of cysts in the sediments, and/or in the population of vegetative cells in the water column, as a result of reduced gene flow (Nagai *et al.* 2007, Alpermann *et al.* 2009, Paredes *et al.* 2019). For example, it has been hypothesized that the vegetative cells generated in a bloom would come from diverse banks of cysts, formed by different cohorts, accumulated in the sediment over time (Alpermann *et al.* 2009). In addition, the environmental conditions during the bloom could

favor changes in vegetative cells allele frequency due to selective pressures on certain genotypes. Finally, the potential migration of vegetative cells could be limited by oceanographic barriers (Casabianca *et al.* 2012) or restricted by geographic distance (Nagai *et al.* 2007), generating high levels of differentiation between populations.

In the southern Chile, the genetic characterization of *A. catenella* clones (AFLPs; LSU-rDNA and rDNA-ITS) have confirmed that they belong to the group I of the *A. tamarensis* species complex, and have shown haploid variability and diversity (Aguilera-Belmonte *et al.* 2011, Varela *et al.* 2012, Mardones *et al.* 2016, Paredes *et al.* 2019). Moreover, Paredes *et al.* (2019) studied recently *A. catenella* population genetic structure and did not observed genetic diversity differentiation among populations of the Aysén, Quellón, and populations isolated from the 2016 bloom. The aim of this study was to analyze the influence of the geographic expansion process on the *A. catenella* genetic structure and diversity. To achieve this goal, we used AFLPs molecular markers for the genetic characterization of clones isolated from different locations across the Magallanes and Aysén regions.

MATERIALS AND METHODS

SAMPLING AND CLONE MAINTENANCE

In 2009, water samples were taken in 8 localities along the southern end of Magallanes region to the northern of the Aysén region (Fig. 1). From these samples, *Alexandrium catenella* single cells were isolated to establish clonal cultures. Thus, 12 strains were isolated from the southern boundary of the Magallanes region (south Magallanes population; 54.145°S, 70.686°W), 8 from the northern boundary of the Magallanes region (north Magallanes population; 49.521°S, 74.348°W), and 13 strains from the northern boundary of the Aysén region. The strains isolated from the northern Aysén were coming from close locations (Fig. 1A). Thus, 3 strains were isolated from Ester (45.099°S, 73.415°W), 3 strains were isolated from Canal Davis (44.465°S, 73.844°W), 2 strains were isolated from Valverde (44.322°S, 73.79°W), and 5 strains were isolated from Ceres (43.974°S, 73.782°W). These strains were established as clonal cultures and maintained under standard environmental conditions (*i.e.*, L1 medium, 12 °C, 30 of salinity, 30-40 $\mu\text{mol photon m}^{-2} \text{s}^{-1}$ and 16:8h light-dark cycles). In addition, the taxonomic status of the clones used in this study was supported by the results of previous researches which had evaluated both morphological and genetic taxonomic classification (*c.f.*, Varela *et al.* 2012, Mardones *et al.* 2016). These works verified that the clones belong to the group I, and as discussed by Paredes *et al.* (2019), the proper name of the species comprising the *A. tamarensis* species complex in southern Chile is *A. catenella*.

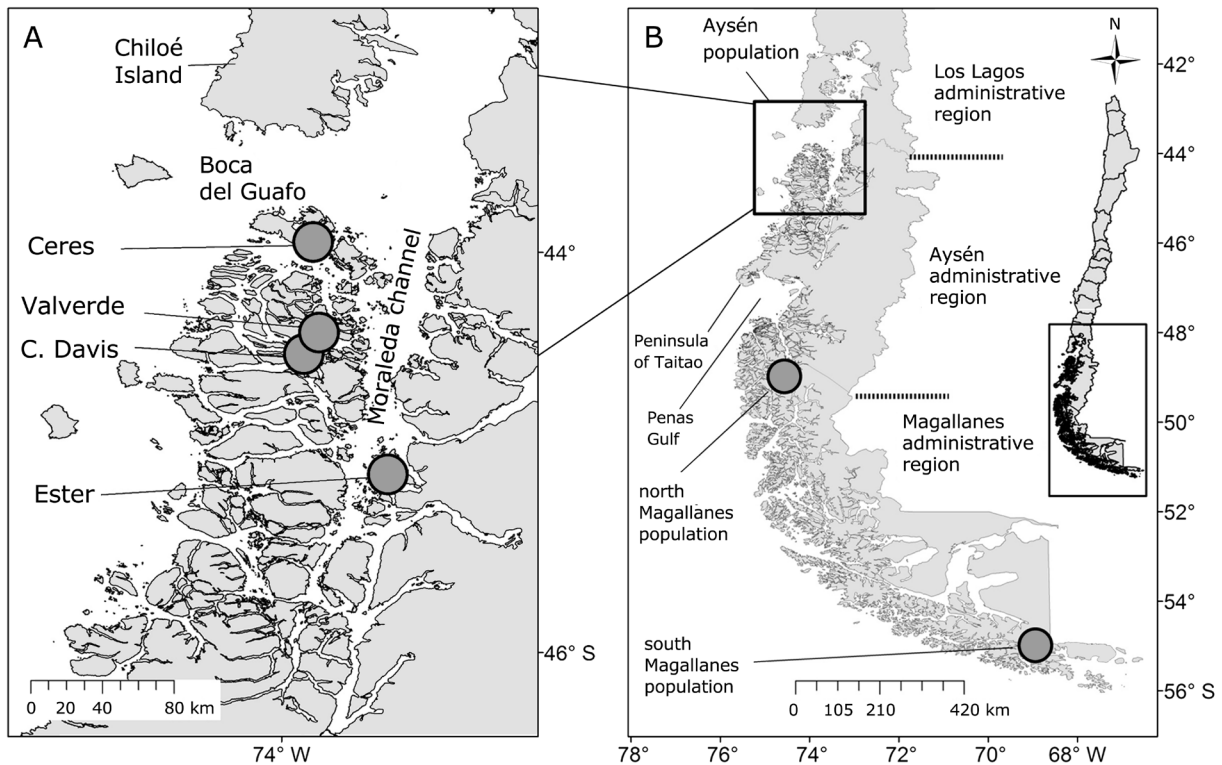


Figure 1. A) Localities where clones of Aysén region were isolated (Ceres= north Aysén population; Valverde, Canal Davis and Ester= south Aysén population). Grey circles indicate the locations where the samples were collected for the isolation of *Alexandrium catenella* clones. B) Map of southern Chile outlining the Patagonian fjords system / A) Localidades donde se aislaron clones de la Región de Aysén (Ceres= población del norte de Aysén; Valverde, Canal Davis y Ester= población del sur de Aysén). Los círculos grises indican las localidades donde fueron aislados los clones de *Alexandrium catenella*. B) Mapa del sur de Chile que describe el sistema de fiordos Patagónicos

DNA EXTRACTION AND GENETIC CHARACTERIZATION

DNA extraction was performed with the phenol-chloroform reaction following the Sambrook *et al.* (1989) protocol with modifications. Cells were harvested in exponential phases and concentrated by centrifugation (15 min at 5500 rpm in a Universal 32 R Hettich Zentrifugen). DNA extracted was measured with a spectrophotometer (NanoDrop 1000 Spectrophotometer, Thermo scientific) and its purity was determined using both 260/280 ratios and visual evaluations through an agarose gel (1.5%). Clones genetic characterization was performed with amplified fragment length polymorphism (AFLPs) techniques following Vos *et al.* (1995) and John *et al.* (2004) procedures, and using 1,000 ng extracted DNA. The EcoRI- 5' GACTGCGTACCAATTCXXX 3' and MseI-5' GATGAGTCCTGAGTAAXXX 3' primers were used for selective amplification. The following four primer combinations, labeled with Fam dyes were

chosen: EcoRIAAG x MseICTA, EcoRIAAG x MseICTT, EcoRIACC x MseICTA and EcoRIACC x MseICTT. The Touchdown program was used for DNA amplification in the thermocycler (P x 2 Thermal Cycler, Thermo Electron Corporation, MA, USA) which included 13 initial cycles with 30 s at 95 °C; 45 s at 56 °C (gradually reduced by 0.7 °C every second cycle); and 30 s at 72 °C. This was followed by 25 cycles of 1 min at 95 °C; 1 min at 56 °C; 1 min at 72 °C; and finally 10 min of elongation at 72 °C. Amplifications were verified in the agarose gel (1.5%) and then analyzed in an ABI PRISM 3100 automatic sequencer (16 capillaries Applied Biosystems). The results were edited with the Peak Scanner 1.0 (Applied Biosystems) software. For this end, fragments between 50 and 1,000 bp, and fluorescence peaks higher than 51 relative units were considered. Moreover, in order to minimize the error of the loci score all the clones were analyzed twice (PCR amplification and fragment analysis). Finally, a presence/absence matrix of co-migrating AFLPs fragments was generated.

INTRASPECIFIC GENETIC DISTANCE

Genetic distance among *A. catenella* clonal strains was estimated using Nei's (Nei 1978) corrected genetic distance and were performed using the R software (R Core Team 2017) with the "APE" package.

POPULATION GENETIC DIVERSITY AND STRUCTURE

In order to aggregate the few clones isolated from closer localities of the Aysén region as one population, we performed a pair-wise F_{ST} analysis using ARLEQUIN 3.5.1.2 software (Excoffier *et al.* 2005). Results revealed that Ceres was the only differentiated population with all other (Table 1). Considering this result, we separated the clones isolated from Aysén region in two populations: one constituted by Ceres clones, hereafter denominated as north Aysén population; and the other composed for clones isolated from Valverde, C. Davis and Ester, hereafter called south Aysén population. Thus, for the estimation of genetic population diversity and structure we considered four populations, distinguishing between south and north Magallanes populations, and those two from Aysén. Population's genetic diversity was estimated as the proportion of polymorphic loci (S), the observed number of alleles (na) and was performed using POPGEN 1.32 software (Yeh *et al.* 1997). Meanwhile, genetic diversity (h) (Nei's) (Nei 1987) estimation was performed using ARLEQUIN 3.5.1.2 software. In addition, population genetic diversity (h) differentiation was determined by analyses of variance (ANOVA, Type II model) and Tukey's HSD multiple-comparisons. This analysis was performed within a General Linear Mixed Models framework (GLMM) considering population as a factor with a random effect to account for the lack of independence (pseudoreplication) among populations, and using a negative binomial model for residual distributions. The null hypothesis (H_0) was assessed using a likelihood ratio test (Venables & Ripley 2002) and rejected at 0.05 significance level (α). To do this, genetic diversity (h) was estimated separately by each locus and the GLMM were performed using R software (R Core Team 2017) with the package "lme4" (Bates *et al.* 2015). Furthermore, the population genetic structure of *A. catenella* was estimated by several analyses. Thus, first we performed a molecular analyses of variance (AMOVA) locus-by-locus, and the significance of the global F_{ST} value was tested using a non-parametric approach with 10,000 permutations. Moreover, to determine the level of differentiation among populations pair-wise F_{ST} values were

Table 1. Pair-wise F_{ST} parameters among *Alexandrium catenella* populations isolated from Aysén region / F_{ST} pareado entre las poblaciones de *Alexandrium catenella* aisladas desde la Región de Aysén

Populations	Ceres	Valverde	C. David	Ester
Ceres	0.000			
Valverde	0.026	0.000		
C. David	0.091	0.000	0.000	
Ester	0.010	0.000	0.000	0.000

estimated. Both analyses were performed with ARLEQUIN 3.5.1.2 software (Excoffier *et al.* 2005). Identification of the genetic population and genotypic admixture were determined using Bayesian cluster analyses implemented in STRUCTURE 2.3.4 software (Pritchard *et al.* 2000, Falush *et al.* 2007). This was done with two simulations performed with different allele frequency models (independent and correlated), but both simulations were performed with an admixture ancestry model and without location as previous information (local prior option). Correlated allelic models assume that the frequencies among populations are to likely be similar due to migration or shared ancestry; meanwhile independent allelic model says that frequencies in different population to be reasonably different from each other (Pritchard *et al.* 2010). To perform the analyses both burning length and MCMC were setting with 500,000 repetitions and 1 to 10 K populations was used. Results were assessed following the mean of estimated log-likelihood over K method and the analyses and visualization were performed using the web app Pophelper¹ (Francis 2016). Besides, a principal component analysis (PCA) based in the Nei's genetic distance among populations was performed with the GENALEX 6.5 software, using a binary model for a haploid organism (Peakall & Smouse 2012). Finally, ARLEQUIN software was used to perform a Mantel test and evaluate isolation by distance (with 10,000 iterations). Thus, the Y matrix used corresponded to F_{ST} values and the X matrix to the geographical distance (km).

MULTILOCUS LINKAGE DISEQUILIBRIUM

Multilocus linkage disequilibrium ($\overline{r^2}$) index (Agapow & Burt 2001) was estimated for the population and a significance value was evaluated by using 999 permutations. Index values between 0 and 1 indicate linkage equilibrium and full disequilibrium, respectively. Analyses were performed with the R software (R Core Team 2017) using "Poppr" packages (Kamvar *et al.* 2014).

¹<www.pophelper.com>

RESULTS

GENETIC DISTANCE

After evaluation and filtering of the AFLP raw data 770 loci were retained for genetic analysis. No identical genotypes were observed among the 33 clones characterized, and these showed high levels of genetic distance ranging between 0.118 (Canal Davis vs Ester) and 0.530 (south Magallanes vs north Magallanes).

POPULATION DIVERSITY AND STRUCTURE

The genetic diversity parameters showed a gradient from the Magallanes populations to the Aysén populations (Table 2). Lower genetic diversity (h) was observed in the south Aysén population (mean: 0.166) and higher genetic diversity was observed in both south and north Magallanes populations with mean values of 0.311 and 0.312, respectively. Moreover, significant differences in the genetic diversity were found among populations (GLMM, ANOVA Chi square= 45.945, $P < 0.01$), being the south Aysén population the only differentiated ($P < 0.05$, Tukey post hoc. Fig. 2). Genetic variability of *Alexandrium catenella* populations was significantly structured (AMOVA, global $F_{ST} = 0.027$, $P < 0.05$). Genetic variation was explained in a 2.73% between populations, meanwhile a 97.29% of variation was observed within populations (Table 3). Furthermore, pairwise F_{ST} showed that south Aysén population was the only significantly (F_{ST} , $P < 0.05$) different population (Table 4). Population genetic identification and genotypic admixture were detected with Bayesian cluster analyses using both the

Table 2. Genetic diversity parameters of *Alexandrium catenella* populations isolated from Patagonian fjords / Parámetros de diversidad genética de las poblaciones de *Alexandrium catenella* aisladas desde los fiordos Patagónicos

	na	sd	S
south Magallanes	1.891	0.312	89.09
north Magallanes	1.786	0.411	78.57
south Aysén	1.471	0.499	47.14
north Aysén	1.599	0.490	59.87

na: average of number of alleles, sd: standard deviation, S: percentage of polymorphic loci

Table 3. Analyses of molecular variance (AMOVA) and global F_{ST} for the *Alexandrium catenella* populations isolated from Patagonian fjords / Análisis molecular de varianza (AMOVA) y F_{ST} global para las poblaciones de *Alexandrium catenella* aisladas desde los fiordos Patagónicos

Source of variation	Sum of squares	Variance components	Percentage variation
Among populations	274.036	2.937	2.71
Within populations	3,159.904	105.330	97.29
Total	3,433.939	108.267	

Global F-Statistics over all loci
 $F_{ST} = 0.0271$; $P < 0.05$

correlated and independent allele frequency models. The mean of estimated log-likelihood over K supported K= 2 populations using both models (mean L(K): -11044 and -11234, respectively. Fig. S1). In the correlated allelic frequencies model all populations exhibited a degree of admixture in every clone membership with a major

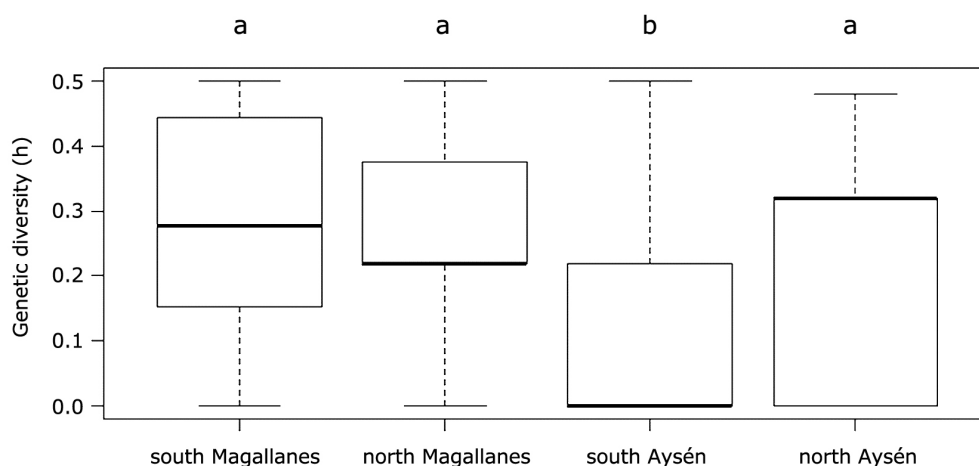


Figure 2. Boxplot of genetic diversity (h) of *Alexandrium catenella* populations isolated from Patagonian fjords. Different letters indicate significant differences in mean values after multi-comparison (GLMM, HSD Tukey, $P < 0.05$) / Boxplot de la diversidad genética (h) de las poblaciones de *Alexandrium catenella* aisladas desde los fiordos Patagónicos. Diferentes letras indican diferencias significativas en los valores de la media después de la comparación pareada (GLMM, HSD Tukey, $P < 0,05$)

Table 4. Pair-wise F_{ST} among populations of *Alexandrium catenella* isolated from Patagonian fjords / F_{ST} pareado entre poblaciones de *Alexandrium catenella* aisladas desde los fiordos Patagónicos

	South Magallanes	North Magallanes	South Aysén	North Aysén
South Magallanes	0.000			
North Magallanes	0.001	0.000		
South Aysén	0.054	0.072	0.000	
North Aysén	0.000	0.000	0.061	0.000

bold numbers: $P < 0.05$

proportion of the genetic black population in the south Aysén population (Fig. 3). Similarly, using the independent alleles frequencies model a high degree of admixture was observed across populations with a major proportion of the black genetic population in the south Aysén population (Fig. 3). Concordantly, the PCA analysis separated the population of the south Aysén from the other populations. This population distribution was sustained by the first axes which explained the 98.1% of the variability (Fig. 4). Finally, the Mantel test did not shown isolation by distance ($P = 0.504$), obtaining a regression coefficient of 0.0001; correlation coefficient of -0.236; and determination of Y by X of 0.056.

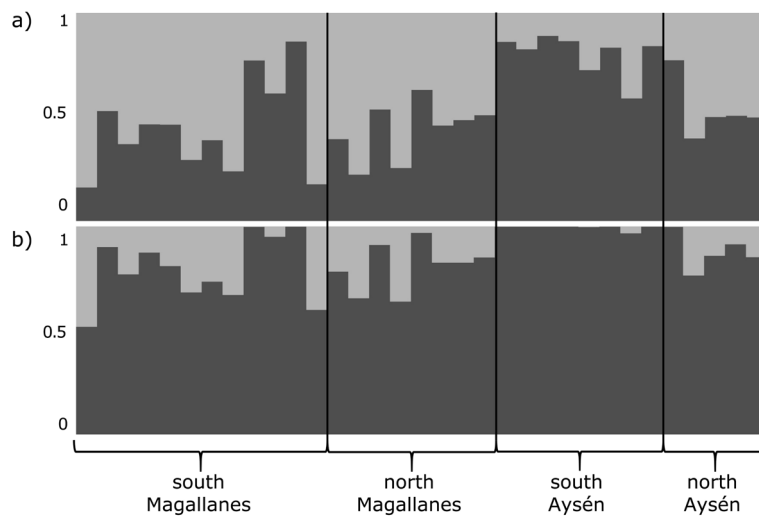


Figure 3. Bayesian clustering analysis of *Alexandrium catenella* clones isolated from Patagonian fjords. a) Results of simulation using correlated alleles frequencies models ($K=2$). b) Results of simulation using independent alleles frequencies models ($K=2$). In both simulations no sampling location is used as previous information. Proportion of the clone membership to the genetic populations is illustrated by a bar plot with different colors. Below are the names of populations from which the clones were isolated / Análisis de agregación Bayesiana de los clones de *Alexandrium catenella* aislados desde los fiordos Patagónicos. a) Resultado de la simulación utilizando un modelo de frecuencias alélicas correlacionadas ($K=2$). b) Resultados de la simulación utilizando un modelo de frecuencias alélicas independientes ($K=2$). Para ambas simulaciones no se utilizó la localidad de muestreo como información previa. La proporción de pertenencia de cada clon a las poblaciones genéticas se ilustra por un gráfico de barra con diferentes colores. Debajo están los nombres de las poblaciones desde donde fueron aislados los clones




Figure 4. Principal component analyses (PCA) of *Alexandrium catenella* populations isolated from Patagonian fjords / Análisis de componentes principales de las poblaciones de *Alexandrium catenella* aisladas desde los fiordos Patagónicos

MULTILOCUS LINKAGE DISEQUILIBRIUM

Significant statistical associations between alleles at different loci were observed in all populations ($P < 0.05$). The lowest values of \bar{r}_d index was observed in the north Magallanes with values of 0.008, whereas the highest was observed in the south Aysén population with values of 0.020 (Table 5).

DISCUSSION

Geographical distribution of *Alexandrium catenella* population genetic diversity parameters showed a gradient from south to north. Considering the temporal record of *A. catenella* in the Patagonian fjords (Guzmán *et al.* 2002, Varela *et al.* 2012) the Magallanes south population could be the origin point of the expansion, where higher genetic diversity should be expected. The decrease in genetic diversity towards the North could be associated with founder effect, a process expected to be especially strong in small populations or in the case of a small number of colonizers (Hallatschek *et al.* 2007, Excoffier *et al.* 2009). Similar explanation had been discussed for *A. catenella* populations in the Thau Lagoon, France (Masseret *et al.* 2009), where low genetic diversity was attributed to the introduction of exogenous population from Japan in a new habitat. Besides, in *Alexandrium ostenfeldii*, Brandenburg *et al.* (2018) recently described a contrasting genetic and phenotypic variability between a highly diverse population established in the Baltic Sea approximately at 3000-8000 BP and the low variability of the populations that colonized Netherlands localities in 2012, which represent an example of an established and founder population respectively. Furthermore, this genetic diversity and variability differentiation was observed despite the low number of clones characterized (*e.g.*, ranged from 4 to 6 clones per Japanese locality; and 1 to 46 clones per French locality; Masseret *et al.* 2009. Ranged from 15 to 28 clones from Netherlands, and 5 clones from Baltic Sea; Brandenburg *et al.* 2018). Thus, based on the genetic diversity pattern herein observed, the northward expansion hypothesis through the Chilean Patagonian fjords system, originating with the most southern populations, seems to be supported.

In this study, low levels of genetic divergences were observed among south Magallanes, north Magallanes and north Aysén populations, as indicated by several genetic analyses including, non-significant isolation by distance (Mantel $P > 0.05$), lowest pairwise F_{ST} , similar genotype assignment to genetic populations (Bayesian clustering analyses), and the populations distribution derived from PCA. In the context of the historical record, *A. catenella* was first reported in 1972 in the extreme of southern Chile,

Table 5. Multilocus linkage disequilibrium index \bar{r}_d per population of *Alexandrium catenella* isolated from the Patagonian fjords. P = index significance / Índice de disequilibrio \bar{r}_d de ligamiento multilocus para las poblaciones de *Alexandrium catenella* aisladas desde los fiordos Patagónicos. P = significancia del índice

Populations	(\bar{r}_d)	P
South Magallanes	0.012	0.001
North Magallanes	0.008	0.001
South Aysén	0.020	0.001
North Aysén	0.013	0.001

nine years later the species was observed throughout the Magallanes region, and in 1992 was recorded in the Aysén region (Guzmán *et al.* 2002). Since then, recurrent *A. catenella* HABs events have been triggered (Guzmán *et al.* 2002) which could promote progressive gene flow from south to north Magallanes populations. Despite the distance (approximately 880 km of coastline) and the intricate coastal geography between the north and south Magallanes populations, high gene flow seems to dominate the population dynamics in this region. As has been previously described in a bloom event, *A. catenella* cells can disperse northward by advection mechanism produced by superficial water drift, the current systems of the channels and wind forces (Molinet *et al.* 2003, Sievers & Silva 2003). Thus, under the right environmental and meteorological conditions, these blooms could spread, for example *ca.*, 250 km in 4 months (Molinet *et al.* 2003). Indeed, the last severe bloom of *A. catenella* triggered in 2016 showed that vegetative cells can spread over approximately 562 km in 4 months (Paredes *et al.* 2019). This bloom occurred between December 2015 and May of 2016 and it was extended from northern of Aysén region to the Los Ríos region (*i.e.*, from 44°S to *ca.*, 43° by the inner sea coast of Chiloé; and from 44°S to *ca.*, 39.7°S by the exposed Pacific coast) (Paredes *et al.* 2019). In a bloom scenario, the cells dispersion even would overwhelm geographical barriers such as the Peninsula of Taitao, which had been invoked to explain the biogeographic discontinuity or genetic lineages divergences in other species such as bulk kelp and cnidarian throughout the Patagonian fjords, (*e.g.*, Häussermann & Försterra 2005, Fraser *et al.* 2010). Despite the scarce monitoring in the Pacific Ocean coast of the presence of *A. catenella* vegetative cells, our results suggest that the coastal populations dynamic and blooms of *A. catenella* population can be relevant to generate high levels of gene flow among the distant populations.

The pattern of genetic divergence among *A. catenella* populations indicates that the northernmost individuals from the north Aysén population have similarly mixed ancestry to those from the Magallanes populations, while the most protected population of south Aysén diverged from them. Considering this pattern and the genetic diversity differentiation, we can propose a geographical route for the species range expansion distribution and/or inter-population connectivity. Thus, vegetative cells generated from the Magallanes population perhaps migrated along the open coast of the Pacific arriving in the northern part of the Aysén region around the area close to Ceres. From this area, *A. catenella* could colonize southward following the Moraleda channel, the main channel of the Aysén region. According to the available oceanographic information, in the Moraleda channel (from 43.5 up to 46°S) the surface layer of the water mass (between 0 and 20-30 m) is characterized by a water structured in different proportions by Estuarine Waters (EW), which are waters coming out from fjords, and an intermediate mass water that corresponds to the Subantarctic Waters (SAAW) (Sievers & Silva 2003). The SAAW enter through the Boca del Guafo and move southward through the Moraleda channel (Silva *et al.* 1995, Rignot *et al.* 2003, Sievers & Silva 2003). As indicated by Molinet *et al.* (2003), the *A. catenella* blooms could be originated between the intermediate SAAW and the surface, and its dispersion would occur in the surface water mass due to wind advection. This general current pattern in Aysén suggests a complex connectivity between the Magallanes and Aysén populations, mainly associated with the SAAW.

In addition, the high and significant levels of linkage disequilibrium observed in the south Aysén population indicate that species life-cycle characteristics and/or selection could influence the inter-population divergence. Several works have shown that the spatial and temporal differentiation can occur within a bloom coupled with linkage disequilibrium (Erdner *et al.* 2011, Richlen *et al.* 2012). Within a heterogeneous environment and with fitness differences among strains, asexual reproduction may cause rapid changes in genotypic frequency (Erdner *et al.* 2011, Richlen *et al.* 2012, Dia *et al.* 2014). Although, considering the high population size involved in severe bloom, the genetic diversity can be maintained during blooms even if organisms primarily reproduce clonally (Dia *et al.* 2014). Furthermore, if adverse environmental conditions induce encystment during bloom (Brosnahan *et al.* 2016) the selective effects on the proportions of different genotypes could be magnified, reducing or eliminating lineages which are less successful under the prevailing conditions (Erdner *et al.* 2011). Thus, differentiation could result from the selective value of some clonal lines amplified by asexual reproduction or by differential encystment of some clonal lines (Paredes *et al.* 2019). The Aysén clones used in this work were isolated in

2009, when one of the most important outbreaks in terms of abundance and distribution occurred, covering a wide geographical area from the Aysén region to southern part of Los Lagos region, from *ca.*, 43°45' to 46°S (Mardones *et al.* 2010). Throughout the Chilean Patagonian fjords *A. catenella* inhabits a heterogeneous environment, with temporal and latitudinal patterns defined by biotic and abiotic factors (Camus 2001, Sievers 2008, Niklitschek *et al.* 2013, Iriarte *et al.* 2014), which would exert significant selective regimes. For example, the salinity gradient in the surface water through Moraleda channel in Aysén could be a selective pressure resulting in the relative dominance of only a few clonal lineages. Thus, life-cycle characteristics along with selection could have influenced the reproductive dynamic of species causing linkage disequilibrium. However, since the AFLP technique displays neutral markers, only an indirect inference about the selection process can be made in this study, (*i.e.*, that selective regimes may sustain a high difference in multilocus linkage disequilibrium) (*c.f.*, Agapow & Burt 2001, Nosil *et al.* 2007). Alternatively, the differences between the Aysén populations could be due to geographic separation, where distinct sources of cells contribute to each population. But this hypothesis contrasts with the broad dispersal ability shown by *A. catenella*, so severe environmental constraint should have existed between both Aysén populations, which explain the contrasting pattern.

In summary, genetic diversity gradient is according to the genetic pattern expected in a species undergoing range expansion, suggesting that this species has expanded its distribution from southern Magallanes to Aysén region. The absence of genetic divergence among *A. catenella* populations separated by large distances indicate high gene flow in the Pacific coast, and also seems to indicate the connection route between Magallanes and Aysén populations and/or how the species expansion would have occurred (*i.e.*, from the Magallanes population toward the inner Aysén populations through coastal Pacific coast and Boca del Guafo). Moreover, genetic divergence between close Aysén populations indicates variation in the reproductive dynamic during a bloom scenario rather than gene flow constraints, where some lineages may have reproduced predominantly asexually under certain environmental condition or/and they have experienced differential encystment. In this study genetic population inferences should be viewed with caution, due to the limited set of clones sampled that could have skewed the genetic diversity and structure (Nei 1978, Sinclair & Hobbs 2009), however the impact of northward expansion, and the vegetative cells dynamics, over the genetic patterns could be estimated with relative confidence. When working with small samples there is a potential risk of underestimate the genetic diversity and or overestimate the population subdivision (Sinclair & Hobbs 2009), but these patterns were not observed in this study.

ACKNOWLEDGMENTS

Financial support was provided by the Fondo Nacional de Desarrollo Científico y Tecnológico (FONDECYT N°1080548 and 1130954) and Chilean scholar fellowship Doctorado Nacional 2012 from the Comisión Nacional de Investigación Científica y Tecnológica (CONICYT), but also by Proyecto Interno FNI02/16 ULA CR8520. We also thank Andrea Zúñiga for isolating the strains and Federico Winkler for significant improvement of the manuscript.

LITERATURE CITED

- Agapow P-M & A Burt. 2001.** Indices of multilocus linkage disequilibrium. *Molecular Ecology Notes* 1: 101-102. <doi: 10.1046/j.1471-8278.2000.00014.x>
- Aguilera-Belmonte A, I Inostroza, J Franco, P Riobó & G Patricia. 2011.** The growth, toxicity and genetic characterization of seven strains of *Alexandrium catenella* (Whedon and Kofoid) Balech 1985 (Dinophyceae) isolated during the 2009 summer outbreak in southern Chile. *Harmful Algae* 12: 105-112. <doi: 10.1016/j.hal.2011.09.006>
- Alpermann TJ, B Beszteri, U John, U Tillmann & A Cembella. 2009.** Implications of life-history transitions on the population genetic structure of the toxigenic marine dinoflagellate *Alexandrium tamarense*. *Molecular Ecology* 18: 2122-2133. <doi: 10.1111/j.1365-294X.2009.04165.x>
- Alves-de-Souza C, D Varela, F Navarrete, P Fernandez & P Leal. 2008.** Distribution, abundance and diversity of modern dinoflagellate cyst assemblages from southern Chile (43 - 54°S). *Botanica Marina* 51: 399-410.
- Anderson DM, TJ Alpermann, AD Cembella, Y Collos, E Masseret & M Montresor. 2012.** The globally distributed genus *Alexandrium*: Multifaceted roles in marine ecosystems and impacts on human health. *Harmful Algae* 14: 10-35. <doi: 10.1016/j.hal.2011.10.012>
- Bates D, M Mächler, B Bolker & S Walker. 2015.** Fitting linear mixed-effects models using lme4. *Journal of Statistical Software* 67: 1-48.
- Brandenburg KM, S Wohlrab, U John, A Kremp, J Jerney, K Bernd & D Van de Waal. 2018.** Intraspecific trait variation and trade-offs within and across populations of a toxic dinoflagellate. *Ecology Letters* 21(10). <doi: 10.1111/ele.13138>
- Camus PA. 2001.** Marine biogeography of continental Chile. *Revista Chilena de Historia Natural* 74: 587-617.
- Casabianca S, A Penna, E Pecchioli, J Antoni, G Basterretxea & C Vernesi. 2012.** Population genetic structure and connectivity of the harmful dinoflagellate *Alexandrium minutum* in the Mediterranean Sea. *Proceedings of the Royal Society B, Biological Sciences* 279: 129-138. <doi: 10.1098/rspb.2011.0708>
- Dia A, L Guillou, S Mauger, E Bigeard, D Marie, M Valero & C Destombe. 2014.** Spatiotemporal changes in the genetic diversity of harmful algal blooms caused by the toxic dinoflagellate *Alexandrium minutum*. *Molecular Ecology* 23: 549-560. <doi: 10.1111/mec.12617>
- Erdner DL, M Richlen, LR McCauley & DM Anderson. 2011.** Diversity and dynamics of a widespread bloom of the toxic dinoflagellate *Alexandrium fundyense*. *PLoS One* 6: 1-8. <doi: 10.1371/journal.pone.0022965>
- Excoffier L, G Laval & S Schneider. 2005.** Arlequin (version 3.0): An integrated software package for population genetics data analysis. *Evolutionary Bioinformatics* 1: 47-50.
- Excoffier L, M Foll & RJ Petit. 2009.** Genetic consequences of range expansions. *Annual Review Ecology, Evolution, and Systematics* 40: 481-501. <doi: 10.1146/annurev.ecolsys.39.110707.173414>
- Falush D, M Stephens & J Pritchard. 2007.** Inference of population structure using multilocus genotype data: dominant markers and null alleles. *Molecular Ecology Notes* 7: 574-578.
- Francis RM. 2016.** POPHELPER: An R package and web app to analyse and visualize population structure. *Molecular Ecology Resources* 17(1): 27-32. <doi: 10.1111/1755-0998.12509>
- Fraser CI, M Thiel, HG Spencer & JM Waters. 2010.** Contemporary habitat discontinuity and historic glacial ice drive genetic divergence in Chilean kelp. *BMC Evolutionary Biology* 10: 203. <doi: 10.1186/1471-2148-10-203>
- Guzmán L, H Pacheco, G Pizarro & C Alarcón. 2002.** *Alexandrium catenella* y veneno paralizante de los mariscos en Chile. En: Sar E, M Ferrario & B Reguera (eds). *Floraciones algales nocivas en el cono sur americano*, pp. 235-255. Instituto Español de Oceanografía, Vigo.
- Hallatschek O, P Hersen, S Ramanathan & DR Nelson. 2007.** Genetic drift at expanding frontiers promotes gene segregation. *Proceeding of the National Academy of Sciences of the United States of America* 104: 19926-19930. <doi: 10.1073/pnas.0710150104>
- Häussermann V & G Försterra. 2005.** Distribution patterns of Chilean shallow-water sea anemones (Cnidaria), with a discussion of the taxonomic and zoogeographic relationships between the actinofauna of the South East Pacific, the South West Atlantic and the Antarctic. *Scientia Marina* 69: 91-102.
- Iriarte J, S Pantoja & G Daneri. 2014.** Oceanographic processes in Chilean fjords of Patagonia: From small to large-scale studies. *Progress in Oceanography* 129: 1-7. <doi: 10.1016/j.pocean.2014.10.004>
- John U, R Groben, B Beszteri & L Medlin. 2004.** Utility of amplified fragment length polymorphisms (AFLP) to analyse genetic species complex. *Protist* 155: 169-179.
- Kamvar ZN, JF Tabima & NJ Grünwald. 2014.** Poppr: An R package for genetic analysis of populations with clonal, partially clonal, and /or sexual reproduction. *PeerJ* 4:2:e281. <doi: 10.7717/peerj.281>
- Lebret K, E Kritzberg, R Figueroa & K Rengefors. 2012.** Genetic diversity within and genetic differentiation between blooms of a microalgal species. *Environmental Microbiology* 14: 2395-2404. <doi: 10.1111/j.1462-2920.2012.02769.x>

- Lebret K, ES Kritzberg & K Rengefors. 2013.** Population genetic structure of a microalgal species under expansion. *PLoS One* 8(12): e82510. <doi: 10.1371/journal.pone.0082510>
- Mardones J, A Clément & C Aparicio. 2010.** *Alexandrium catenella* during 2009 in Chilean waters, and recent expansion to coastal ocean. *Harmful Algae News* 40: 8-9.
- Mardones J, C Bolch, L Guzmán, J Paredes, D Varela & G Hallegraeff. 2016.** Role of resting cysts in Chilean *Alexandrium catenella* dinoflagellate blooms revisited. *Harmful Algae* 55: 238-249. <doi: 10.1016/j.hal.2016.03.020>
- Masseret E, D Grzebyk, S Nagai, B Genovesi, B Lasserre, M Laabir, Y Collos & P Berrebi. 2009.** Unexpected genetic diversity among and within populations of the toxic dinoflagellate *Alexandrium catenella* as revealed by nuclear microsatellite markers. *Applied and Environmental Microbiology* 75: 2037-2045. <doi: 10.1128/AEM.01686-08>
- Molinet C, A Lafon, G Lembeye & C Moreno. 2003.** Spatial and temporal distribution patterns of blooms of *Alexandrium catenella* (Whedon & Kofoid) Balech 1985, on inland seas of northwest Patagonia, Chile. *Revista Chilena de Historia Natural* 73: 681-698.
- Muñoz P & S Avaria. 1997.** Fenómenos de marea roja y otras floraciones algales en Chile. *Ciencia y Tecnología del Mar* 20: 175-192.
- Nagai S, C Lian, S Yamaguchi, Y Sonda, T Nishikawa, CH Kim & T Hogetsu. 2007.** Microsatellite markers reveal population genetic structure of the toxic dinoflagellate *Alexandrium tamarense* (Dinophyceae) in Japanese coastal waters. *Journal of Phycology* 43: 43-54. <doi: 10.1111/j.1529-8817.2006.00304.x>
- Nei M. 1978.** Estimation of average heterozygosity and genetic distance from a small number of individuals. *Genetics* 89(3): 583-590.
- Nei M. 1987.** *Molecular evolutionary genetics*, 512 pp. Columbia University Press, New York.
- Niklitschek EJ, D Soto, A Lafon, C Molinet & P Toledo. 2013.** Southward expansion of the Chilean salmon industry in the Patagonian Fjords: main environmental challenges. *Reviews in Aquaculture* 5: 172-195. <doi: 10.1111/raq.12012>
- Nosil P, SP Egan & DJ Funk. 2007.** Heterogeneous genomic differentiation between walking-stick ecotypes: "isolation by adaptation" and multiple roles for divergent selection. *Evolution. International Journal of Organic Evolution* 62: 316-336. <doi: 10.1111/j.1558-5646.2007.00299.x>
- Paredes J, D Varela, C Martínez, A Zúñiga, K Correa, A Villarroel & B Olivares. 2019.** Population genetic structure at the northern edge of the distribution of *Alexandrium catenella* in the Patagonian fjords and its expansion along the open Pacific Ocean coast. *Frontiers in Marine Science* 5: 1-13. <doi: 10.3389/fmars.2018.00532>
- Peakall R & SPSmouse. 2012.** GenAlEx 6.5: genetic analysis in Excel. Population genetic software for teaching and research-an update. *Bioinformatics* 28: 2537-2539.
- Penna A, E Garcés, M Vila, M Giacobbe, S Fraga, A Lugliè, I Bravo, E Bertozzini & C Vernesi. 2005.** *Alexandrium catenella* (Dinophyceae), a toxic ribotype expanding in the NW Mediterranean Sea. *Marine Biology* 148: 13-23. <doi: 10.1007/s00227-005-0067-5>
- Persich G, DM Kulis, E Lilly, D Anderson & V Garcia. 2006.** Probable origin and toxin profile of *Alexandrium tamarense* (Lebour) Balech from southern Brazil. *Harmful Algae* 5: 36-44.
- Pritchard JK, M Stephens & P Donnelly. 2000.** Inference of population structure using multilocus genotype data. *Genetics* 155: 945-959
- Pritchard JK, X Wen & D Falush. 2010.** Documentation for structure software: Version 2.3. <https://web.stanford.edu/group/pritchardlab/structure_software/release_versions/v2.3.4/html/structure.html>
- R Core Team. 2017.** R: A language and environment for statistical computing. R Foundation for Statistical Computing, Vienna. <<https://www.r-project.org/>>
- Richlen ML, DM Erdner, L McCauley, K Libera & D Anderson. 2012.** Extensive genetic diversity and rapid population differentiation during blooms of *Alexandrium fundyense* (Dinophyceae) in an isolated salt pond on Cape Cod, MA, USA. *Ecology and Evolution*. 2: 2588-2599. <doi: 10.1002/ece3.373>
- Rignot E, A Rivera & G Casassa. 2003.** Contribution of the Patagonia Icefields of South America to sea level rise. *Science* 302 (5644): 434-437.
- Sambrook J, EF Fritsch & T Maniatis. 1989.** *Molecular cloning: A laboratory manual*, 1546 pp. Cold Spring Harbor, New York.
- Seguel M, A Sfeir & M Gangas. 2005.** Distribución de quistes de *Alexandrium catenella* y *Protoceratium reticulatum* (Dinoflagelados) en sedimentos provenientes de la región de Los Lagos (41°25'-43°08' Lat. S). *Comité Oceanográfico Nacional Chile (CONA), Crucero CIMAR 11*: 51-57.
- Sexton JP, PJ McIntyre, AL Angert & KJ Rice. 2009.** Evolution and ecology of species range limits. *Annual Review of Ecology, Evolution and Systematic* 40: 415-436. <doi: 10.1146/annurev.ecolsys.110308.120317>
- Sievers HA. 2008.** Temperature and salinity in the austral Chilean channels and fjords. In: Silva N & S Palma (eds). *Progress in the oceanographic knowledge of Chilean interior waters, from Puerto Montt to Cape Horn*, pp. 31-35. CONA, Valparaíso.
- Sievers HA & N Silva. 2003.** Masas de agua y circulación en los canales y fiordos australes. En: Silva N & S Palma (eds). *Avances en el conocimiento oceanográfico de las aguas interiores chilenas, Puerto Montt a Cabo de Hornos*, pp. 53-58. *Comité Oceanográfico Nacional, Valparaíso*.
- Silva N, H Sievers & R Prado. 1995.** Oceanographic features and a proposal of the circulation of some southern Chile inlets between 41°20' and 46°40'S. *Revista de Biología Marina* 30: 207-254.
- Sinclair EA & RJ Hobbs. 2009.** Sample size effects on estimates of population genetic structure: Implications for ecological restoration. *Restoration Ecology* 17: 837-844. <doi: 10.1111/j.1526-100X.2008.00420.x>

Tahvanainen P, TJ Alpermann, RI Figueroa, U John, P Hakanen, S Nagai, J Blomster & A Kremp. 2012. Patterns of post-glacial genetic differentiation in marginal populations of a marine microalga. PLoS One 7(12): e53602. <doi: 10.1371/journal.pone.0053602>

Varela D, J Paredes, C Alves-de-Souza, M Seguel, A Sfeir & M Frangópulos. 2012. Intraregional variation among *Alexandrium catenella* (Dinophyceae) strains from southern Chile: Morphological, toxicological and genetic diversity. Harmful Algae 15: 8-18. <doi: 10.1016/j.hal.2011.10.029>

Venables WN & BR Ripley. 2002. Modern applied statistics with S, 495 pp. Springer, New York.

Vila M, E Garcés, M Masó & J Camp. 2001. Is the distribution of the toxic dinoflagellate *Alexandrium catenella* expanding along the NW Mediterranean coast? Marine Ecology Progress Series 222: 73-83.

Vos P, R Hogers, M Bleeker, M Reijans, T van de Lee, M Hornes, A Frijters, J Pot, J Peleman & M Kuiper. 1995. AFLP: a new technique for DNA fingerprinting. Nucleic Acids Research 23: 4407-4414.

Yeh FC, RC Yang, T Boyle, ZH Ye & J Mao. 1997. POPGENE, the user-friendly shareware for population genetic analysis. Molecular Biology and Biotechnology Centre, University of Alberta, Alberta.

Received 13 February 2019 and accepted 19 February 2020

Editor: Claudia Bustos D.

SUPPLEMENTARY FIGURE

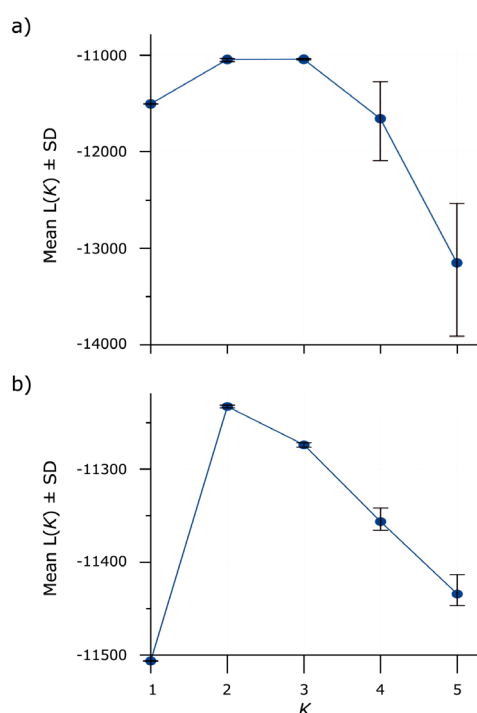


Figure S1. Evaluation of the number of genetic populations: a) following the mean of estimated log-likelihood over K (-11044). Model run using correlated allele frequencies; b) following the mean of estimated log-likelihood over K (-11234). Model run using independent allele frequencies / Evaluación del número de poblaciones genéticas: a) de acuerdo a la media estimada del logaritmo de la verosimilitud sobre K (-11044). Modelo corrido utilizando frecuencias alélicas correlacionadas; b) de acuerdo a la media estimada del logaritmo de la verosimilitud sobre K (-11234). Modelo corrido utilizando frecuencias alélicas independientes